

Motic®

MORE THAN MICROSCOPY

PANTHERA



Panthera E2

A BASIC SET FOR ACADEMICAL LAB DEMANDS

PANTHERA | GENERATION 2

/ ENRICH YOUR LAB BY SETTING NEW BENCHMARKS

Microscopy is a fascinating field, giving the chance for an inspiring scientific education. But you need suitable tools. Design or performance awards make a choice difficult. Advanced solid quality and an affordable price do not always conjunct. Until now.



/ MANUFACTURED TO WITHSTAND THE TIME

With the new microscope Series Panthera E2, your decision is distinct. This microscope series allows to experience Life Sciences in a new way, with best possible learning effect. From now on, you achieve your teaching goals in the easiest way, with highest precision and accuracy that meet all your intentions in mind. Even in a small lab with a small budget, these new technologies from Motic will convince you.

Panthera E2 microscopes combine high quality materials and precise engineering to a persistent and resilient construction. Smooth operation of the mechanics is self-evident for fast and reliable results, responsible for shifting your daily work in classroom and lab to a higher level of quality. User-friendly design, robust for tough environments and unique features grants the best performance. Models of this series convince positively in smooth operation and haptic.

"In addition to very good image field flattening, the Plan UC objectives of the Panthera models have improved chromatic correction, which is particularly noticeable with the higher magnification objectives (40X / 100X). The two figures below demonstrate this in comparison to two current comparison objectives under identical imaging conditions."

Christian Linkenheld



360° rotatable head
(Storage saving space)




Quadruple nosepiece



LED light
intensity indicator



New UC quality optics

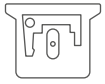


/ ROBUST FUNCTIONALITY FOR DEMANDING ENVIRONMENTS

Panthera E2 was developed by listening to your objectives in mind. Features like a reversed 4-fold nosepiece, a rackless X/Y-stage with standard slide holder and upper limit stop fulfill users demands. The standard eyepiece tubes can be adjusted to accommodate different physiques. In addition, all tubes are rotatable. Together with a small footprint and compact design worries about small working places or storage problem are obsolete.

/ STRONG OPTICAL PERFORMANCE WITH ULTRA CONTRAST OPTICS

The Panthera E2 series is equipped with new Ultra Contrast (UC) Plan Achromatic objectives in a range from 4X to 100X magnification. These objectives together with neutral eyepieces guarantee best performance in terms of colour fidelity and contrast. A fully corrected intermediate image for digital access is granted. The optional 100X/0.8 "Dry objective" is especially favourable in environments where the time-consuming immersion procedure is considered as too difficult and complicated.



Rackless mechanical stage



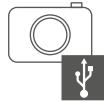
Coaxial focusing
coarse & fine



Integrated USB
for power bank



1W LED illumination
Fixed Koehler



Integrated USB
for camera power



Accessories for PH,
Polarization and DF




/ EFFICIENT AND ENERGY SAVING LED ILLUMINATION SETUP


The low consumption LED light source in a Fixed Koehler setup stands for a “cool” illumination with a long lifetime. An unbeatable key feature for outdoor activities: A USB port in the stand grants the functionality of the microscope independent from the mains by a power bank.

/ CLOSE TO YOUR INDIVIDUAL APPLICATION

Panthera E2 microscopes can be upgraded for different contrast methods: Phase contrast for unstained samples from botany, zoology and medicine is a classic, Darkfield for impressive images from protozoa is on the verge of extinction, POL contrast for birefringent structures is an underrated method for biology and medicine. For plastics and foils from the industrial lab this method is standard.

/ CREATE YOUR DIGITAL CLASSROOM

 Motic Images Plus 3.0
Image Analysis Software

 MotiConnect App

 App Embedded



HDMI



USB



Wi-Fi



RJ-45



MOTICAM SOLUTIONS

If it is about the presentation of images on a large-sized HDMI monitor, precise measurements on images with a laptop/computer software or the distribution of homework via tablet and smartphone: a Motic camera solution will multiply your teaching options, giving access to exemplary image results for all students and inspiring to group discussions. Besides the standard USB cameras, Motic offers Full HD cameras, tablet solutions and Wi-Fi cameras working with our free “MotiConnect” App.

Know more at: www.moticamseries.com

Technical Specifications

Panthera E2 Series



Optical system	Colour Corrected Infinity Optical System (CCIS®)
Observation system	Binocular/Trinocular Siedentopf type 25° inclined, 360° swiveling
Interpupillary distance (mm)	48-75mm
Trinocular light split	50/50 fixed
Eyepieces	UC-WF10X/20
Eyepieces diopter adjustment	+/- 5 dpt
Nosepiece	Reversed quadruple
Objectives UC Plan Achromats (Pb free)	4X/0.1 (WD 30.5mm), 10X/0.25 (WD 17.4mm), 40X/0.65/S (WD 0.6mm), 100X/1.25/S-Oil (WD 0.16mm)
Objective mounting thread	W 4/5" x 1/36" (RMS standard)
Stage	Rackless stage
Stage size (mm)	140x135
Travel range (mm)	75x40
Upper limit stop	Preset; adjustable
Condenser	N.A. 0.90 / 1.25 Abbe condenser with slider slot
Focus mechanism	Coaxial; tension adjustment
Minimum fine focus precision (µm)	2
Z-axis movement (mm)	25
Filter holder	On top of the illuminator
Illumination type	LED 1W with intensity control, Fixed Koehler
Connectivity	USB for external camera power & USB for battery pack
Power supply	110-240V (CE)
Dimensions (mm)	282x210x395 (Binocular), 282x210x396 (Trinocular)
Contrast techniques	
Brightfield	Yes
Phase contrast	Slider
Simple Polarization	Yes
Simple Darkfield	Slider

Motic Instruments (Canada)

130 - 4611 Viking Way, Richmond, BC V6V 2K9 Canada
Tel: 1-877-977 4717 | Fax: 1-604-303 9043

Motic Deutschland (Germany)

Christian-Kremp-Strasse 11, D-35578 Wetzlar, Germany
Tel: 49-6441-210 010 Fax: 49-6441-210 0122

Motic Hong Kong (Hong Kong)

Unit 2002, L20, Tower Two, Enterprise Square Five, 38 Wang Chiu Road, Kowloon Bay, Kowloon
Tel: 852-2837 0888 | Fax: 852-2882 2792

Motic Europe (Spain)

C. Les Corts 12, Pol. Ind. Les Corts. 08349 Cabrera de Mar, Barcelona, Spain
Tel: 34 93 756 62 86 | Fax: 34 93 756 62 87

*CCIS® is a trademark of Motic Incorporation Ltd.

Motic Incorporation Limited Copyright © 2002-2021. All Rights Reserved.

Design Change: The manufacturer reserves the right to make changes in instrument design in accordance with scientific and mechanical progress, without notice and without obligation.

Created and designed in Barcelona (Spain) by Motic Europe
March 2021

