



Panthera C2

YOUR PERSONAL LAB SOLUTION

/ YOUR PERSONAL LAB SOLUTION

We like to present to you the golden rule of light microscopy: Microscope and method are predetermined by the sample.



“ I find the Motic Panthera to be an excellent addition to the instrumentation in my lab. It is entirely suitable for routine biological and medical specimen examination while offering significant research potential. (...) Optically, I find this microscope a match for some much more expensive instruments. It is exceptionally good value for money and a delight to use.

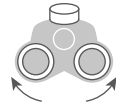
”

VACUNALAB (UK)

If it is about stained sections with cover glass protection, about native smears, fine needle biopsies, blood smears which wanted to be treated with or without cover glass: Panthera C2 with its selection of specified optics is your solution. The new Ultra Contrast (UC) objectives with additional glass elements to reach a 22mm Field of View, working perfectly together with neutral eyepieces (thanks to CCIS® a fully corrected intermediate image for digital access is granted) guarantee best performance in terms of color fidelity and contrast. Microscope hardware, illumination, handling: Simply convincing.

"In addition to very good image field flattening, the Plan UC objectives of the Panthera models have improved chromatic correction, which is particularly noticeable with the higher magnification objectives (40X / 100X). The two figures below demonstrate this in comparison to two current comparison objectives under identical imaging conditions."

Christian Linkenheld



Binocular / Trinocular head
Siedentopf



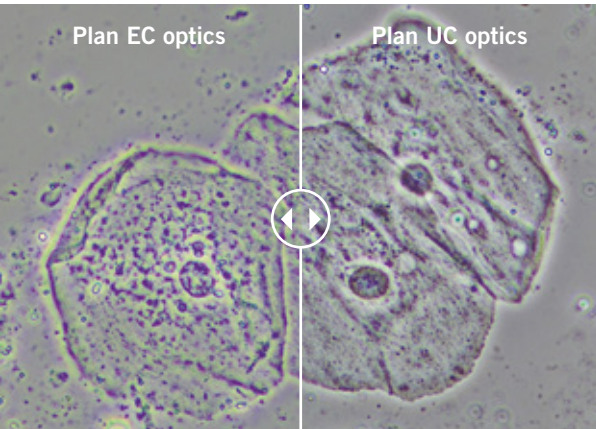
Quintuple nosepiece
Coded



LED light
intensity indicator



New UC quality optics



/ FUNCTIONALITY IS ALWAYS RELATED TO THE SAMPLE

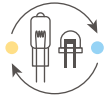
Bright Field is the standard, Phase Contrast, Pol Contrast, objectives with/without cover glass correction, optional LED Fluorescence modules with variable filter combinations: Within Panthera C2 module kit everything is possible for your lab, for your application. The microscope hardware suits to almost any physics of the user, no need to talk about interpupillary distance, viewing angle or seating position.

/ NEW UC OPTICS FOR NEW INSIGHTS

No doubt. The new Plan UC Achromatic objectives, from 2X to 100X magnification range, show significantly improved image contrast. For your individual application: The new 100X/0.8 "Dry objective" is especially favorable in environments where the time-consuming immersion procedure may be considered too complicated. Test it, you are easily convinced. A Field of View of 22mm indicates one more step closer to the High-End level of overview: Your horizon will be enlarged.



Rackless & compact
mechanical stage



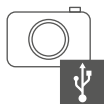
HAL / LED illumination
& LEDs with different K value



Coaxial focusing
coarse & fine



Motic LightTracer
Smart Illumination



Integrated USB
for camera power



Accessories for PH,
Polarization and DF



**/ FLEXIBILITY IN
ILLUMINATION**

The Panthera C2 offers flexibility in light sources. A 30W Halogen bulb can be replaced by a 3W LED of different color temperatures. A Full-Koehler setup for transmitted light is self-evident.

**/ THIS IS OUR TARGET:
SEAMLESS INTEGRATION
INTO YOUR WORKFLOW**

For maximum use of accessories, the Panthera C2 is deeply integrated into Motic's Upright microscope system. The universal turret condenser with all Phase rings and a Darkfield stop, the combination of Polarizer/Analyzer for birefringent samples, LED Fluorescence modules for Epi-Fluorescence: design your workplace according to your demands. We will help you.

/ CREATE A DIGITAL ENVIROMENT



Motic Images Plus 3.0
Image Analysis Software



MotiConnect App



App Embedded



HDMI



USB



Wi-Fi



RJ-45



MOTICAM SOLUTIONS

Digitize your lab with our Moticam solutions. Look at your samples in your computer, your tablet or smartphone, a TV screen or a projector and view, capture, edit, measure, make reports or share your work with ease with anyone in just a few clicks. Our software solutions included in the packages show a user-friendly interface, making data sharing possible in a collaborative environment, encouraging teamwork and collective learning experiences.

Know more at: www.moticamseries.com

Technical Specifications

Panthera C2 Series



Optical system	Colour Corrected Infinity Optical System (CCIS®)
Observation system	Binocular/Trinocular Siedentopf type 25° inclined, 360° swiveling
Interpupillary distance (mm)	48-75mm
Trinocular light split	50/50 fixed
Eyepieces	UC-WF10X/22
Eyepieces diopter adjustment	+/- 5 dpt
Nosepiece	Reversed quintuple, coded
Objectives UC Plan Achromats (Pb free)	4X/0.1 (WD 30.5mm), 10X/0.25 (WD 17.4mm), 40X/0.65/S (WD 0.6mm), 100X/1.25/S-Oil (WD 0.16mm)
Objective mounting thread	W 4/5" x 1/36" (RMS standard)
Stage	Compact and rackless stage
Stage size (mm)	185x145
Travel range (mm)	75x50
Upper limit stop	Preset; adjustable
Condenser	N.A. 0.90 / 1.25 Abbe condenser with slider slot
Focus mechanism	Coaxial; tension adjustment
Minimum fine focus precision (µm)	2
Z-axis movement (mm)	25
Filter holder	On top of the illuminator with fixing cap
Illumination type	3W LED module / 30W Halogen module, Koehler illumination
Illumination interchangeability	Halogen/LED and LED color temperature interchangeability
Illumination features	Motic LightTracer: Light memory, sleep mode (Auto on-off), nosepiece LED light intensity indicator
Connectivity	USB for external camera power
Power supply	110-240V (CE)
Dimensions (mm)	282x210x394 (Binocular), 282x210x396 (Trinocular)
Contrast techniques	
Brightfield	Yes
Phase contrast	Slider & Turret
Simple Polarization	Yes
Simple Darkfield	Slider & Turret
LED Fluorescence	Yes - Intermediate module

Motic Instruments (Canada)

130 - 4611 Viking Way, Richmond, BC V6V 2K9 Canada
Tel: 1-877-977 4717 | Fax: 1-604-303 9043

Motic Deutschland (Germany)

Christian-Kremp-Strasse 11, D-35578 Wetzlar, Germany
Tel: 49-6441-210 010 Fax: 49-6441-210 0122

Motic Hong Kong (Hong Kong)

Unit 2002, L20, Tower Two, Enterprise Square Five, 38 Wang Chiu Road, Kowloon Bay, Kowloon
Tel: 852-2837 0888 | Fax: 852-2882 2792

Motic Europe (Spain)

C. Les Corts 12, Pol. Ind. Les Corts. 08349 Cabrera de Mar, Barcelona, Spain
Tel: 34 93 756 62 86 | Fax: 34 93 756 62 87

*CCIS® is a trademark of Motic Incorporation Ltd.

Motic Incorporation Limited Copyright © 2002-2021. All Rights Reserved.

Design Change: The manufacturer reserves the right to make changes in instrument design in accordance with scientific and mechanical progress, without notice and without obligation.

Created and designed in Barcelona (Spain) by Motic Europe
March 2021

